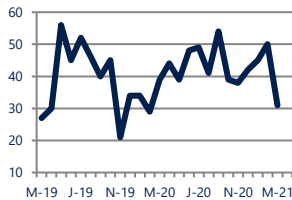




Zip Code(s): 21793, 21788, 21727, 21757, 21798, 21780 and 21778

Units Sold

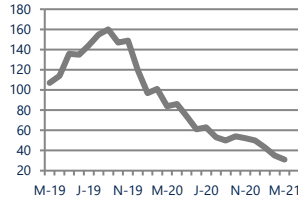
31



Down
Vs. Year Ago

Active Inventory

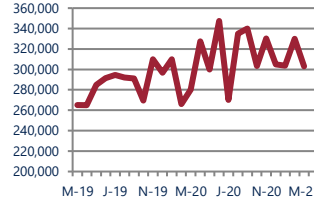
31



Down -63%
Vs. Year Ago

Median Sale Price

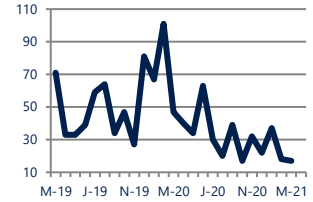
\$302,900



Up 8%
Vs. Year Ago

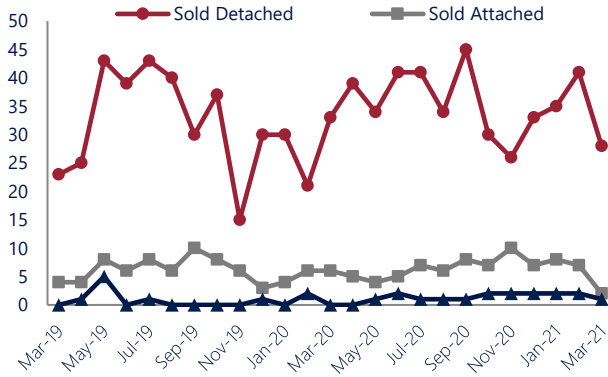
Days On Market

17



Down
Vs. Year Ago

Units Sold*



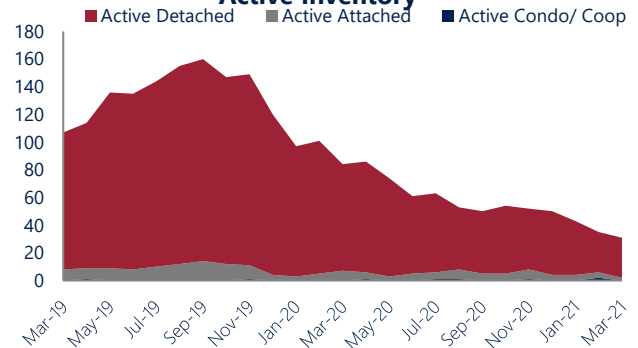
Units Sold

With relatively few transactions, there was a decrease in total units sold in March, with 31 sold this month in Walkersville, Thurmont, and Emmitsburg. This month's total units sold was lower than at this time last year, a decrease from March 2020.

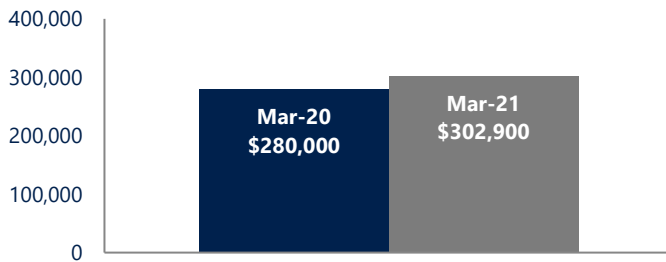
Active Inventory

Versus last year, the total number of homes available this month is lower by 53 units or 63%. The total number of active inventory this March was 31 compared to 84 in March 2020. This month's total of 31 is lower than the previous month's total supply of available inventory of 35, a decrease of 11%.

Active Inventory*



Median Sale Price



Median Sale Price

Last March, the median sale price for Walkersville, Thurmont, and Emmitsburg Homes was \$280,000. This March, the median sale price was \$302,900, an increase of 8% or \$22,900 compared to last year. The current median sold price is 8% lower than in February.

Median sale price is the middle sale price in a given month. The same number of properties are above & below the median.

Walkersville, Thurmont, and Emmitsburg are defined as properties listed in zip code/s 21793, 21788, 21727, 21757, 21798, 21780 and 21778.

*Detached, Attached, and Condo varies by local area Multiple Listing Service (MLS) definition. For more information regarding your specific market, contact one of Long & Foster's knowledgeable and experienced sales associates.
Information included in this report is based on data supplied by BRIGHTMLS and its member Association(s) of REALTORS, who are not responsible for its accuracy. Does not reflect all activity in the marketplace. Information contained in this report is deemed reliable but not guaranteed, should be independently verified, and does not constitute an opinion of BRIGHTMLS or Long & Foster Real Estate, Inc.

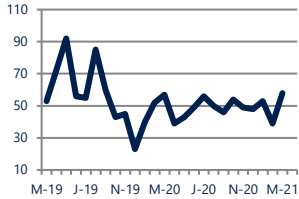




Zip Code(s): 21793, 21788, 21727, 21757, 21798, 21780 and 21778

New Listings

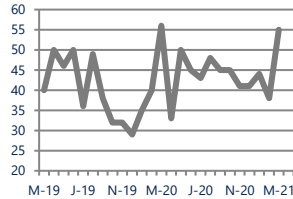
58



Up 2%
Vs. Year Ago

Current Contracts

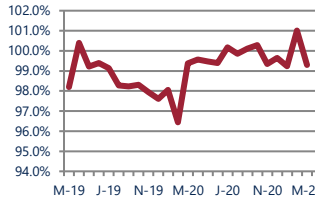
55



Down -2%
Vs. Year Ago

Sold Vs. List Price

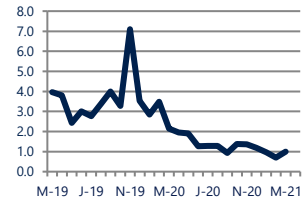
99.3%



No Change
Vs. Year Ago

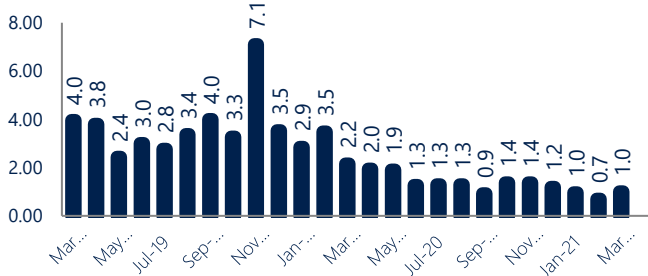
Months of Supply

1.0



Down -53%
Vs. Year Ago

Months Of Supply



New Listings & Current Contracts

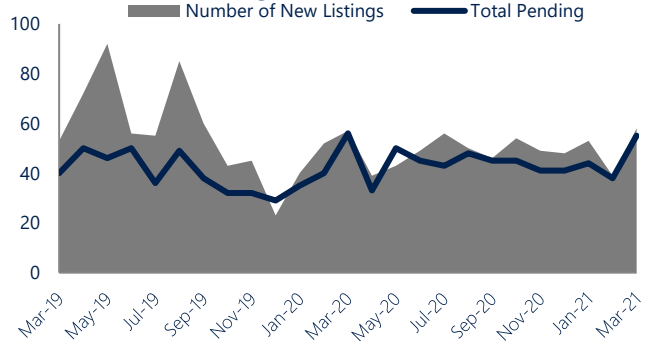
This month there were 58 homes newly listed for sale in Walkersville, Thurmont, and Emmitsburg compared to 57 in March 2020, an increase of 2%. There were 55 current contracts pending sale this March compared to 56 a year ago. The number of current contracts is 2% lower than last March.

Months of Supply

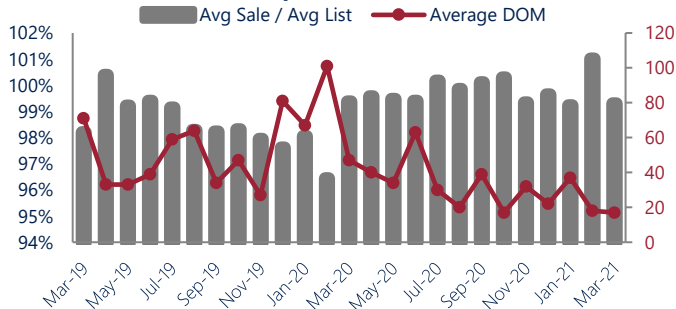
In March, there was 1.0 months of supply available in Walkersville, Thurmont, and Emmitsburg, compared to 2.2 in March 2020. That is a decrease of 54% versus a year ago.

Months of supply is calculated by dividing current inventory by current sales. It indicates how many months would be needed to sell all of the inventory available at the current rate of demand.

New Listings & Current Contracts



Sale Price/ List Price & DOM



Sale Price to List Price Ratio

In March, the average sale price in Walkersville, Thurmont, and Emmitsburg was 99.3% of the average list price, which is similar compared to a year ago.

Days On Market

This month, the average number of days on market was 17, lower than the average last year, which was 47. This decrease was impacted by the limited number of sales.



Walkersville, Thurmont, and Emmitsburg are defined as properties listed in zip code/s 21793, 21788, 21727, 21757, 21798, 21780 and 21778.

*Detached, Attached, and Condo varies by local area Multiple Listing Service (MLS) definition. For more information regarding your specific market, contact one of Long & Foster's knowledgeable and experienced sales associates.

Information included in this report is based on data supplied by BRIGHTMLS and its member Association(s) of REALTORS, who are not responsible for its accuracy. Does not reflect all activity in the marketplace. Information contained in this report is deemed reliable but not guaranteed, should be independently verified, and does not constitute an opinion of BRIGHTMLS or Long & Foster Real Estate, Inc.

