



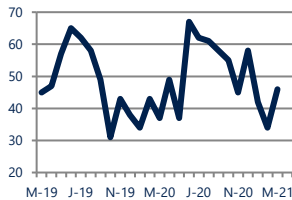
## Focus On: Homeland Housing Market

March 2021

Zip Code(s): 21212

### Units Sold

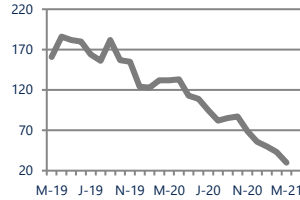
46



Up 24%  
Vs. Year Ago

### Active Inventory

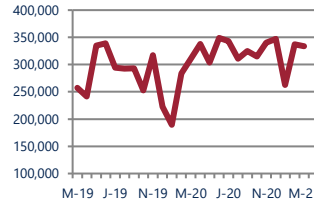
30



Down -77%  
Vs. Year Ago

### Median Sale Price

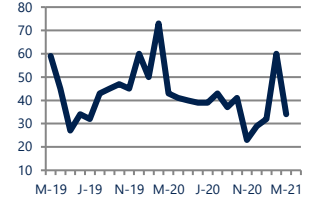
\$334,000



Up 8%  
Vs. Year Ago

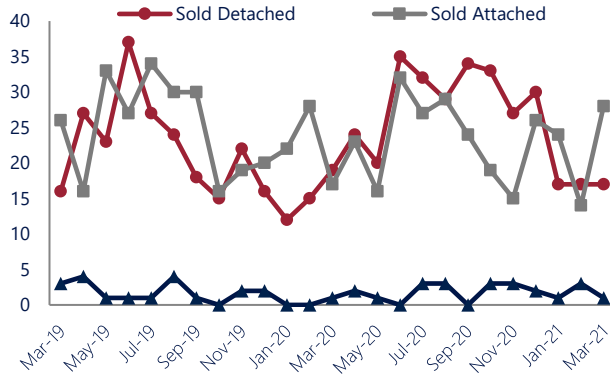
### Days On Market

34



Down -21%  
Vs. Year Ago

### Units Sold\*



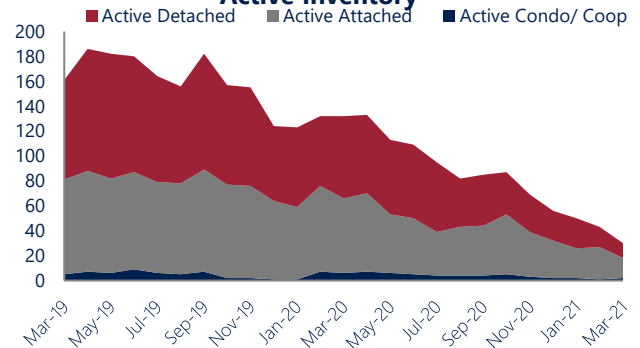
### Units Sold

There was an increase in total units sold in March, with 46 sold this month in Homeland. This month's total units sold was higher than at this time last year.

### Active Inventory

Versus last year, the total number of homes available this month is lower by 102 units or 77%. The total number of active inventory this March was 30 compared to 132 in March 2020. This month's total of 30 is lower than the previous month's total supply of available inventory of 43, a decrease of 30%.

### Active Inventory\*



### Median Sale Price



### Median Sale Price

Last March, the median sale price for Homeland Homes was \$310,000. This March, the median sale price was \$334,000, an increase of 8% or \$24,000 compared to last year. The current median sold price is 1% lower than in February.

Median sale price is the middle sale price in a given month. The same number of properties are above & below the median.

Homeland are defined as properties listed in zip code/s 21212.

\*Detached, Attached, and Condo varies by local area Multiple Listing Service (MLS) definition. For more information regarding your specific market, contact one of Long & Foster's knowledgeable and experienced sales associates. Information included in this report is based on data supplied by BRIGHTMLS and its member Association(s) of REALTORS, who are not responsible for its accuracy. Does not reflect all activity in the marketplace. Information contained in this report is deemed reliable but not guaranteed, should be independently verified, and does not constitute an opinion of BRIGHTMLS or Long & Foster Real Estate, Inc.





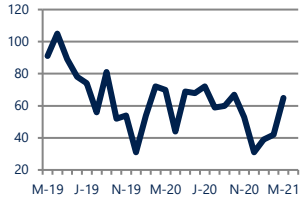
## Focus On: Homeland Housing Market

March 2021

Zip Code(s): 21212

### New Listings

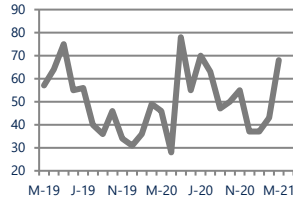
65



Down -7%  
Vs. Year Ago

### Current Contracts

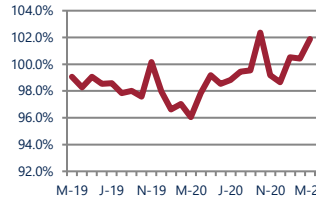
68



Up 48%  
Vs. Year Ago

### Sold Vs. List Price

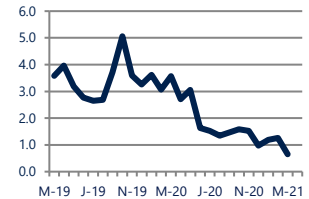
101.9%



Up  
Vs. Year Ago

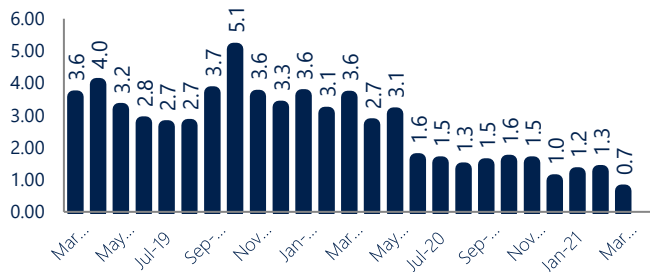
### Months of Supply

0.7



Down -82%  
Vs. Year Ago

### Months Of Supply



### Months of Supply

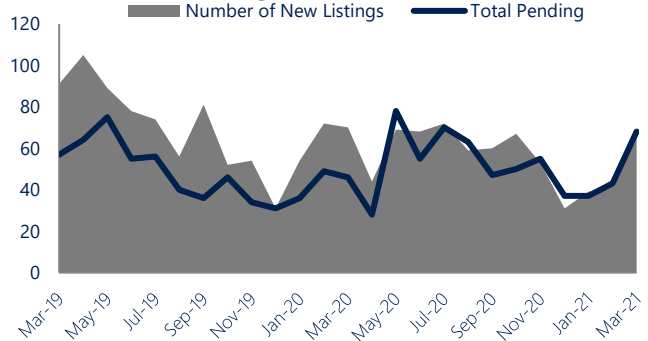
In March, there was 0.7 months of supply available in Homeland, compared to 3.6 in March 2020. That is a decrease of 82% versus a year ago.

Months of supply is calculated by dividing current inventory by current sales. It indicates how many months would be needed to sell all of the inventory available at the current rate of demand.

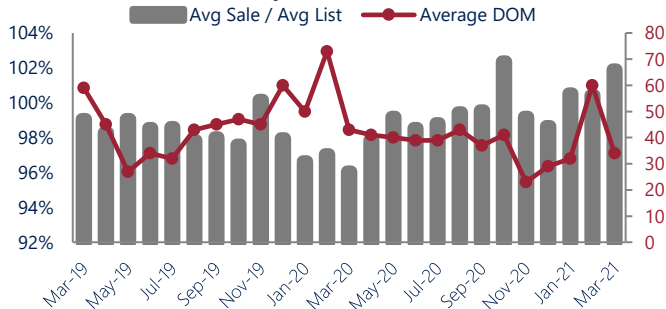
### New Listings & Current Contracts

This month there were 65 homes newly listed for sale in Homeland compared to 70 in March 2020, a decrease of 7%. There were 68 current contracts pending sale this March compared to 46 a year ago. The number of current contracts is 48% higher than last March.

### New Listings & Current Contracts



### Sale Price/ List Price & DOM



### Sale Price to List Price Ratio

In March, the average sale price in Homeland was 101.9% of the average list price, which is higher than at this time last year.

### Days On Market

This month, the average number of days on market was 34, lower than the average last year, which was 43, a decrease of 21%.



Homeland are defined as properties listed in zip code/s 21212.

\*Detached, Attached, and Condo varies by local area Multiple Listing Service (MLS) definition. For more information regarding your specific market, contact one of Long & Foster's knowledgeable and experienced sales associates.

Information included in this report is based on data supplied by BRIGHTMLS and its member Association(s) of REALTORS, who are not responsible for its accuracy. Does not reflect all activity in the marketplace. Information contained in this report is deemed reliable but not guaranteed, should be independently verified, and does not constitute an opinion of BRIGHTMLS or Long & Foster Real Estate, Inc.

