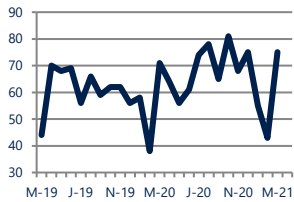




Zip Code(s): 19720 and 19706

### Units Sold

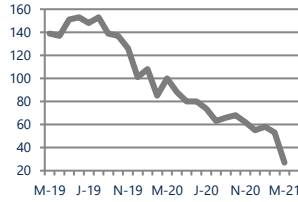
75



**Up 6%**  
Vs. Year Ago

### Active Inventory

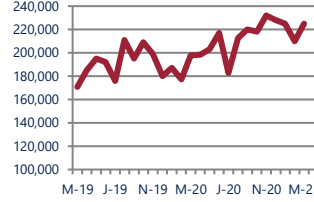
27



**Down -73%**  
Vs. Year Ago

### Median Sale Price

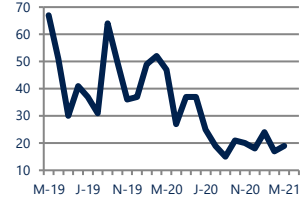
\$225,000



**Up 14%**  
Vs. Year Ago

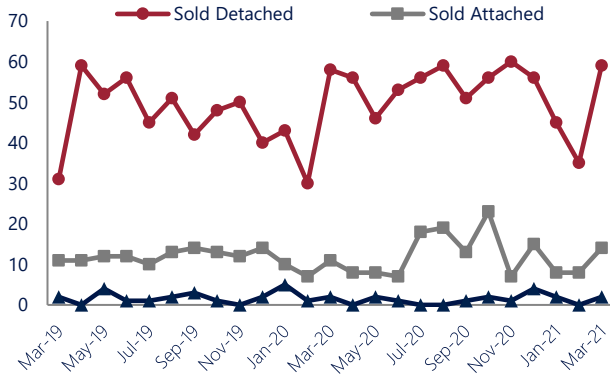
### Days On Market

19



**Down -60%**  
Vs. Year Ago

### Units Sold\*



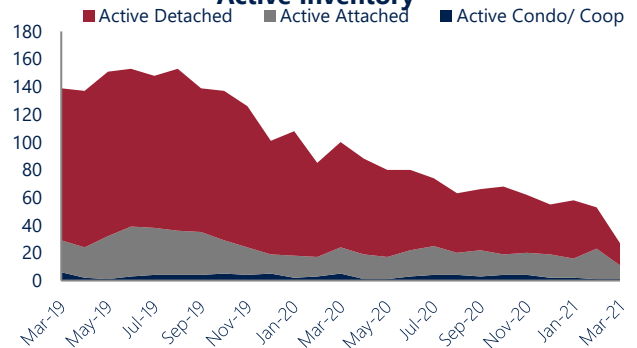
### Units Sold

There was an increase in total units sold in March, with 75 sold this month in New Castle, Red Lion, and Delaware City. This month's total units sold was higher than at this time last year.

### Active Inventory

Versus last year, the total number of homes available this month is lower by 73 units or 73%. The total number of active inventory this March was 27 compared to 100 in March 2020. This month's total of 27 is lower than the previous month's total supply of available inventory of 53, a decrease of 49%.

### Active Inventory\*



### Median Sale Price



### Median Sale Price

Last March, the median sale price for New Castle, Red Lion, and Delaware City Homes was \$197,900. This March, the median sale price was \$225,000, an increase of 14% or \$27,100 compared to last year. The current median sold price is 7% higher than in February.

Median sale price is the middle sale price in a given month. The same number of properties are above & below the median.

New Castle, Red Lion, and Delaware City are defined as properties listed in zip code/s 19720 and 19706.

\*Detached, Attached, and Condo varies by local area Multiple Listing Service (MLS) definition. For more information regarding your specific market, contact one of Long & Foster's knowledgeable and experienced sales associates. Information included in this report is based on data supplied by BRIGHTMLS and its member Association(s) of REALTORS, who are not responsible for its accuracy. Does not reflect all activity in the marketplace. Information contained in this report is deemed reliable but not guaranteed, should be independently verified, and does not constitute an opinion of BRIGHTMLS or Long & Foster Real Estate, Inc.

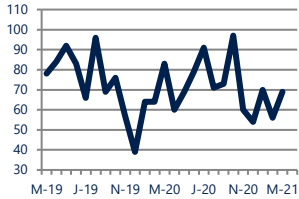




Zip Code(s): 19720 and 19706

### New Listings

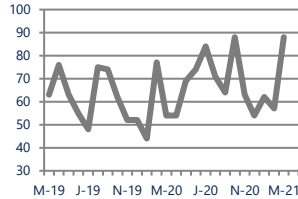
69



Down -17%  
Vs. Year Ago

### Current Contracts

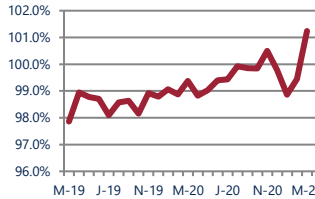
88



Up 63%  
Vs. Year Ago

### Sold Vs. List Price

101.2%



Up 1.9%  
Vs. Year Ago

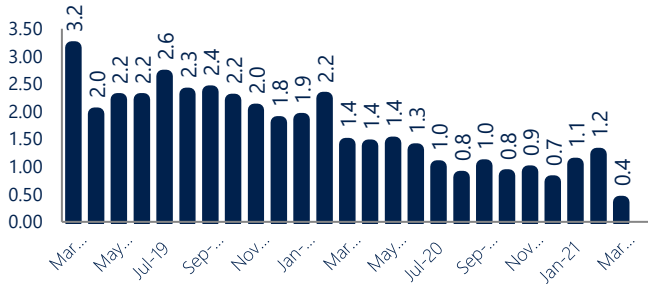
### Months of Supply

0.4



Down -74%  
Vs. Year Ago

### Months Of Supply



### New Listings & Current Contracts

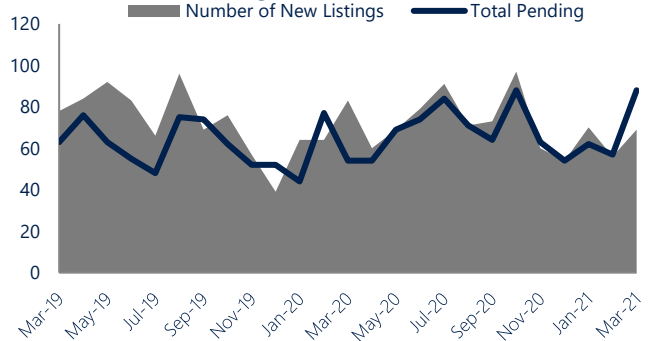
This month there were 69 homes newly listed for sale in New Castle, Red Lion, and Delaware City compared to 83 in March 2020, a decrease of 17%. There were 88 current contracts pending sale this March compared to 54 a year ago. The number of current contracts is 63% higher than last March.

### Months of Supply

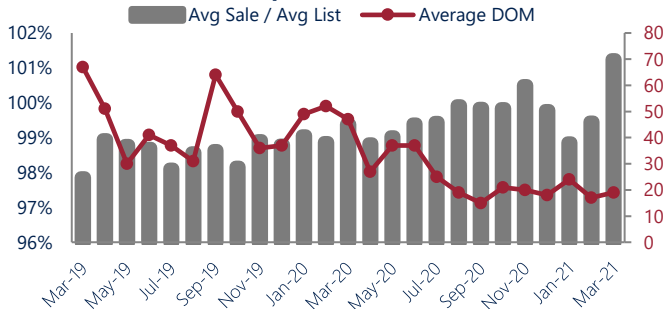
In March, there was 0.4 months of supply available in New Castle, Red Lion, and Delaware City, compared to 1.4 in March 2020. That is a decrease of 74% versus a year ago.

Months of supply is calculated by dividing current inventory by current sales. It indicates how many months would be needed to sell all of the inventory available at the current rate of demand.

### New Listings & Current Contracts



### Sale Price/ List Price & DOM



### Sale Price to List Price Ratio

In March, the average sale price in New Castle, Red Lion, and Delaware City was 101.2% of the average list price, which is 1.9% higher than at this time last year.

### Days On Market

This month, the average number of days on market was 19, lower than the average last year, which was 47, a decrease of 60%.



New Castle, Red Lion, and Delaware City are defined as properties listed in zip code/s 19720 and 19706.

\*Detached, Attached, and Condo varies by local area Multiple Listing Service (MLS) definition. For more information regarding your specific market, contact one of Long & Foster's knowledgeable and experienced sales associates.

Information included in this report is based on data supplied by BRIGHTMLS and its member Association(s) of REALTORS, who are not responsible for its accuracy. Does not reflect all activity in the marketplace. Information contained in this report is deemed reliable but not guaranteed, should be independently verified, and does not constitute an opinion of BRIGHTMLS or Long & Foster Real Estate, Inc.

