

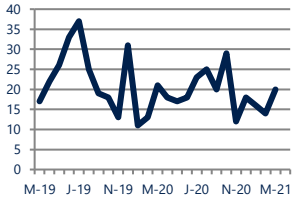


**Focus On: Chevy Chase DC Housing Market**

March 2021

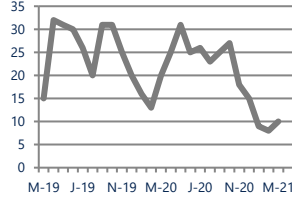
Zip Code(s): 20015

**Units Sold**  
20



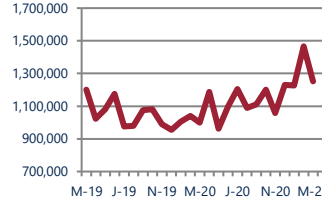
**Down**  
Vs. Year Ago

**Active Inventory**  
10



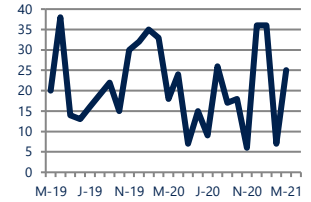
**Down -50%**  
Vs. Year Ago

**Median Sale Price**  
\$1,252,150



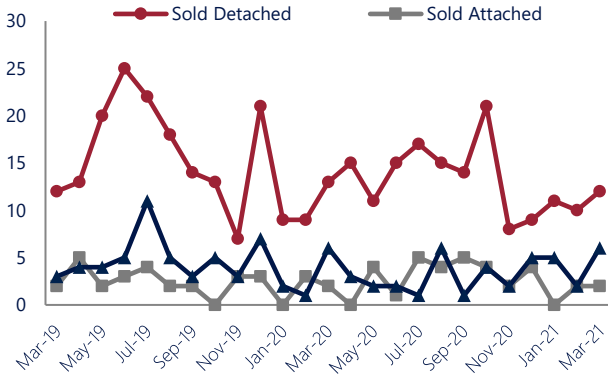
**Up**  
Vs. Year Ago

**Days On Market**  
25



**Up 39%**  
Vs. Year Ago

**Units Sold\***



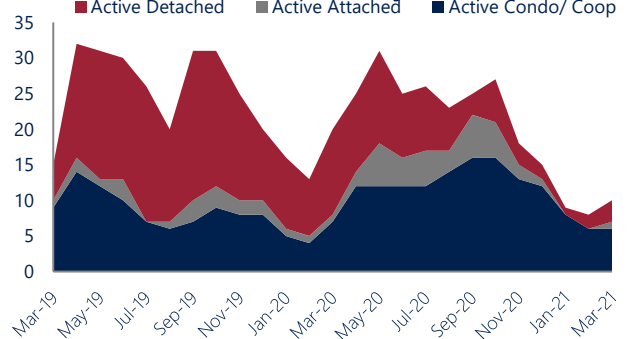
**Units Sold**

With relatively few transactions, there was an increase in total units sold in March, with 20 sold this month in Chevy Chase DC. This month's total units sold was lower than at this time last year, a decrease from March 2020.

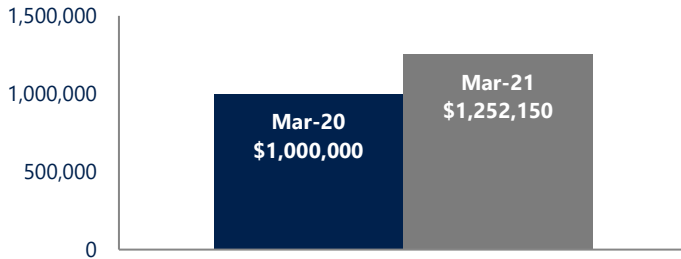
**Active Inventory**

Versus last year, the total number of homes available this month is lower by 10 units or 50%. The total number of active inventory this March was 10 compared to 20 in March 2020. This month's total of 10 is higher than the previous month's total supply of available inventory of 8, an increase of 25%.

**Active Inventory\***



**Median Sale Price**



**Median Sale Price**

Due to the relatively small number of units sold, the median sale price showed significant change this month. Last March, the median sale price for Chevy Chase DC Homes was \$1,000,000. This March, the median sale price was \$1,252,150, an increase of \$252,150 compared to last year. The current median sold price is lower than in February. Median sale price is the middle sale price in a given month. The same number of properties are above & below the median.

Chevy Chase DC is defined as properties in zip code 20015.

\*Detached, Attached, and Condo varies by local area Multiple Listing Service (MLS) definition. For more information regarding your specific market, contact one of Long & Foster's knowledgeable and experienced sales associates. Information included in this report is based on data supplied by BRIGHTMLS and its member Association(s) of REALTORS, who are not responsible for its accuracy. Does not reflect all activity in the marketplace. Information contained in this report is deemed reliable but not guaranteed, should be independently verified, and does not constitute an opinion of BRIGHTMLS or Long & Foster Real Estate, Inc.





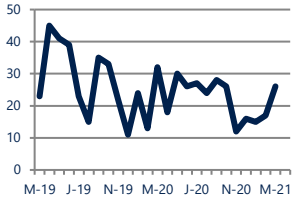
## Focus On: Chevy Chase DC Housing Market

March 2021

Zip Code(s): 20015

### New Listings

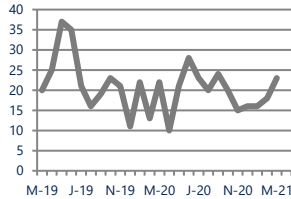
26



**Down -19%**  
Vs. Year Ago

### Current Contracts

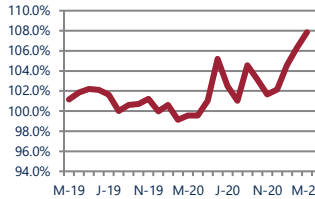
23



**Up 5%**  
Vs. Year Ago

### Sold Vs. List Price

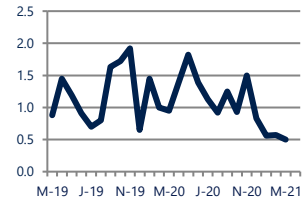
107.9%



**Up**  
Vs. Year Ago

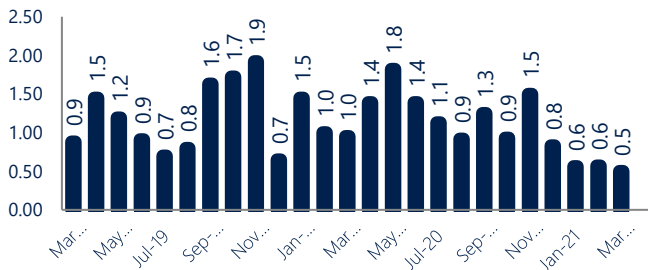
### Months of Supply

0.5



**Down -47%**  
Vs. Year Ago

### Months Of Supply



### Months of Supply

In March, there was 0.5 months of supply available in Chevy Chase DC, compared to 1.0 in March 2020. That is a decrease of 48% versus a year ago.

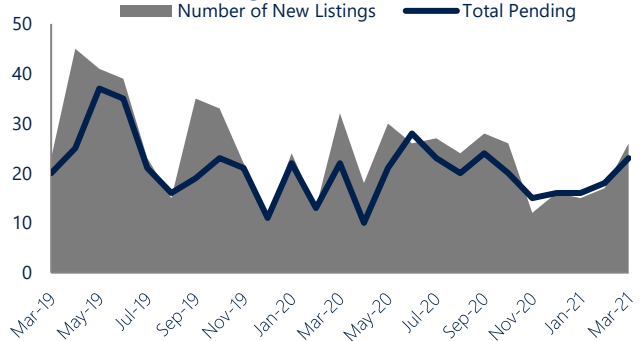
Months of supply is calculated by dividing current inventory by current sales. It indicates how many months would be needed to sell all of the inventory available at the current rate of demand.

### New Listings & Current Contracts

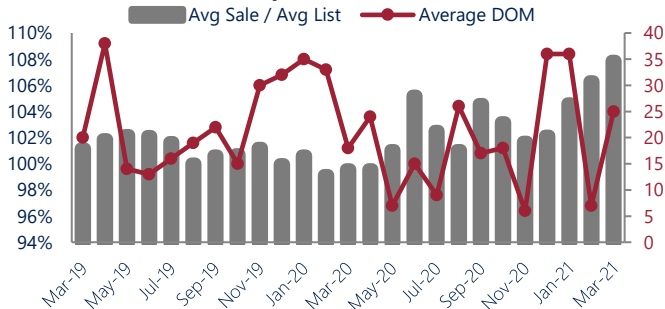
This month there were 26 homes newly listed for sale in Chevy Chase DC compared to 32 in March 2020, a decrease of 19%.

There were 23 current contracts pending sale this March compared to 22 a year ago. The number of current contracts is 5% higher than last March.

### New Listings & Current Contracts



### Sale Price/ List Price & DOM



### Sale Price to List Price Ratio

In March, the average sale price in Chevy Chase DC was 107.9% of the average list price, which is higher than at this time last year.

### Days On Market

This month, the average number of days on market was 25, higher than the average last year, which was 18, an increase of 39%.

Chevy Chase DC is defined as properties in zip code 20015.

\*Detached, Attached, and Condo varies by local area Multiple Listing Service (MLS) definition. For more information regarding your specific market, contact one of Long & Foster's knowledgeable and experienced sales associates.

Information included in this report is based on data supplied by BRIGHTMLS and its member Association(s) of REALTORS, who are not responsible for its accuracy. Does not reflect all activity in the marketplace. Information contained in this report is deemed reliable but not guaranteed, should be independently verified, and does not constitute an opinion of BRIGHTMLS or Long & Foster Real Estate, Inc.

