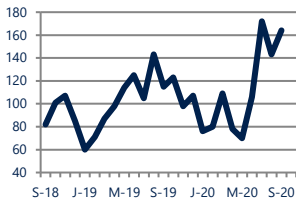




Zip Code(s): 19966, 19975, 19939 and 19945

Units Sold

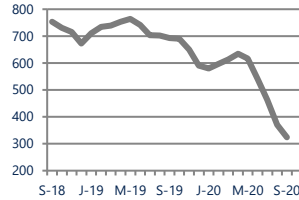
164



Up
Vs. Year Ago

Active Inventory

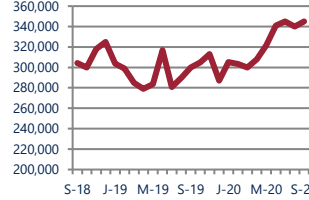
324



Down -53%
Vs. Year Ago

Median Sale Price

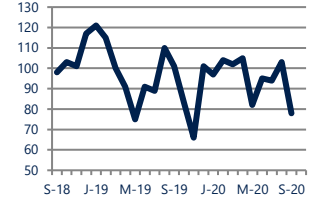
\$345,000



Up 15%
Vs. Year Ago

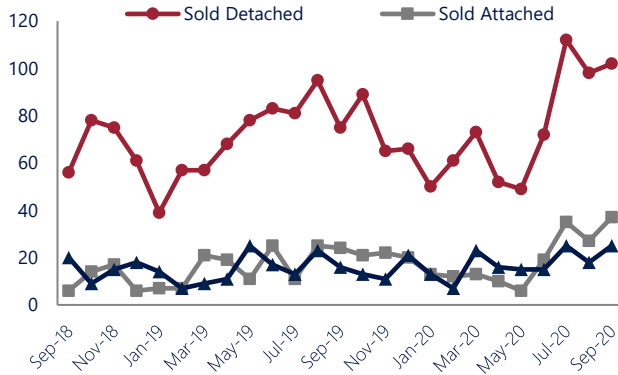
Days On Market

78



Down -23%
Vs. Year Ago

Units Sold*



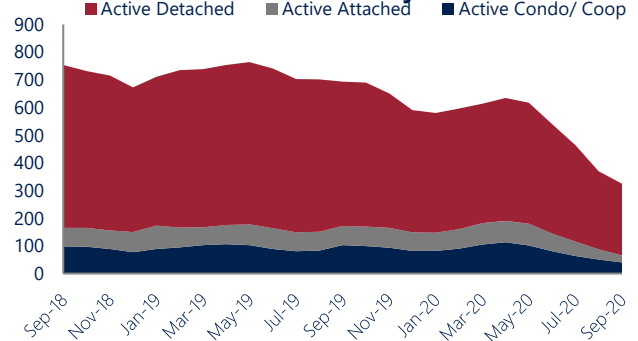
Units Sold

There was an increase in total units sold in September, with 164 sold this month in Millsboro, Selbyville, and Dagsboro. This month's total units sold was higher than at this time last year.

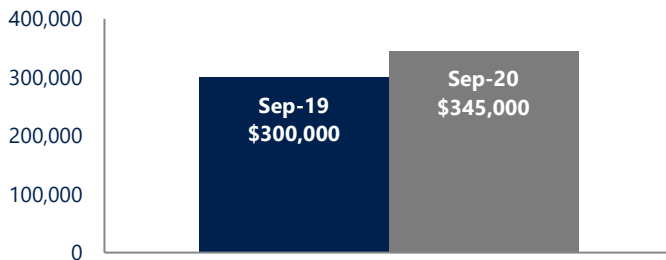
Active Inventory

Versus last year, the total number of homes available this month is lower by 369 units or 53%. The total number of active inventory this September was 324 compared to 693 in September 2019. This month's total of 324 is lower than the previous month's total supply of available inventory of 370, a decrease of 12%.

Active Inventory*



Median Sale Price



Median Sale Price

Last September, the median sale price for Millsboro, Selbyville, and Dagsboro Homes was \$300,000. This September, the median sale price was \$345,000, an increase of 15% or \$45,000 compared to last year. The current median sold price is 2% higher than in August.

Median sale price is the middle sale price in a given month. The same number of properties are above & below the median.

Millsboro, Selbyville, and Dagsboro are defined as properties listed in zip code/s 19966, 19975, 19939 and 19945.

*Detached, Attached, and Condo varies by local area Multiple Listing Service (MLS) definition. For more information regarding your specific market, contact one of Long & Foster's knowledgeable and experienced sales associates. Information included in this report is based on data supplied by BRIGHTMLS and its member Association(s) of REALTORS, who are not responsible for its accuracy. Does not reflect all activity in the marketplace. Information contained in this report is deemed reliable but not guaranteed, should be independently verified, and does not constitute an opinion of BRIGHTMLS or Long & Foster Real Estate, Inc.

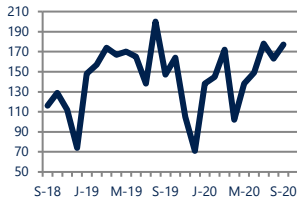




Zip Code(s): 19966, 19975, 19939 and 19945

New Listings

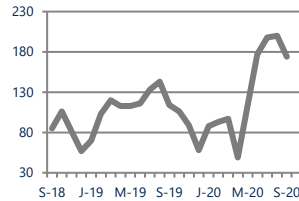
177



Up 20%
Vs. Year Ago

Current Contracts

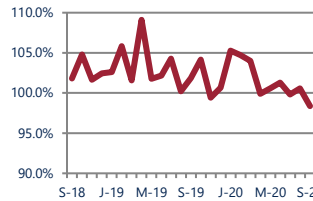
174



Up 53%
Vs. Year Ago

Sold Vs. List Price

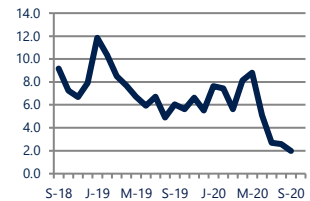
98.4%



Down -3.4%
Vs. Year Ago

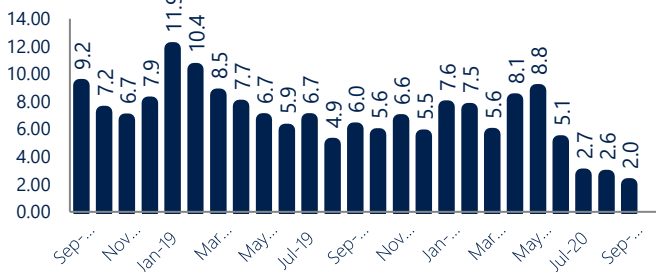
Months of Supply

2.0



Down -67%
Vs. Year Ago

Months Of Supply



New Listings & Current Contracts

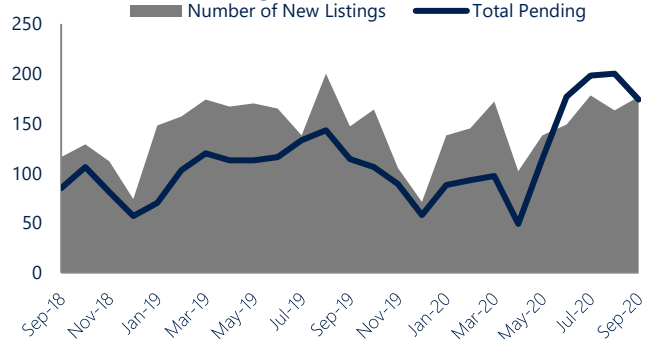
This month there were 177 homes newly listed for sale in Millsboro, Selbyville, and Dagsboro compared to 147 in September 2019, an increase of 20%. There were 174 current contracts pending sale this September compared to 114 a year ago. The number of current contracts is 53% higher than last September.

Months of Supply

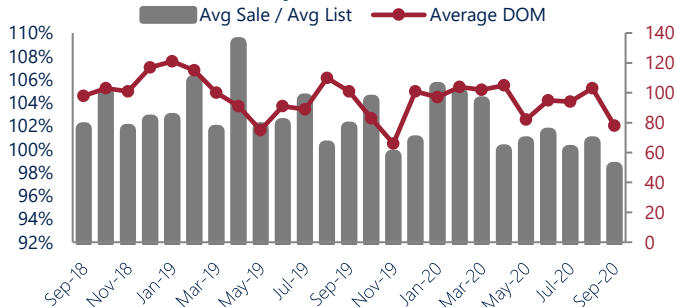
In September, there was 2.0 months of supply available in Millsboro, Selbyville, and Dagsboro, compared to 6.0 in September 2019. That is a decrease of 67% versus a year ago.

Months of supply is calculated by dividing current inventory by current sales. It indicates how many months would be needed to sell all of the inventory available at the current rate of demand.

New Listings & Current Contracts



Sale Price/ List Price & DOM



Sale Price to List Price Ratio

In September, the average sale price in Millsboro, Selbyville, and Dagsboro was 98.4% of the average list price, which is 3.5% lower than at this time last year.

Days On Market

This month, the average number of days on market was 78, lower than the average last year, which was 101, a decrease of 23%.



Millsboro, Selbyville, and Dagsboro are defined as properties listed in zip code/s 19966, 19975, 19939 and 19945.

*Detached, Attached, and Condo varies by local area Multiple Listing Service (MLS) definition. For more information regarding your specific market, contact one of Long & Foster's knowledgeable and experienced sales associates.

Information included in this report is based on data supplied by BRIGHTMLS and its member Association(s) of REALTORS, who are not responsible for its accuracy. Does not reflect all activity in the marketplace. Information contained in this report is deemed reliable but not guaranteed, should be independently verified, and does not constitute an opinion of BRIGHTMLS or Long & Foster Real Estate, Inc.

